


Five Graphic Organizers For Kindergarten Writing Objectives

- **NARRATIVE:** Begin with a Main Idea. Then, develop the plot with the Problem & several attempts to Solve that do not work. Finally, create a Solution that does solve the Problem & give it an Ending.
- **INFORMATIVE:** Nonfiction read with Facts, How-To do something with steps. Use big pic for Main Subject & smaller ones for Details & Facts about the Main Idea.
- **OPINION:** Tell/write thoughts about something. Then share how that something makes you feel & why. Use for book-reads, rules, foods, friendships, school,

NARRATIVE: Main Idea

WHO



DID WHAT



WHEN



WHERE






WHY





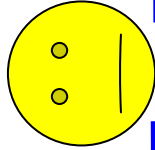
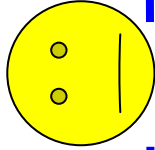
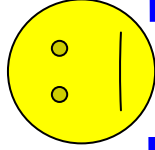

NARRATIVE: Story Board

WHO




WHEN

WHERE



INFORMATIVE: Main Idea



MOSTLY ABOUT






FACT

FACT

FACT


FACT

FACT



INFORMATIVE: Report


Handwriting practice lines consisting of a solid red top line, a dashed blue middle line, and a solid red bottom line. There are five sets of these lines.



Handwriting practice lines consisting of a solid red top line, a dashed blue middle line, and a solid red bottom line. There are five sets of these lines.

OPINION: Book Review

It was about _____



I give it

★ ★ ★ ★ ★

because